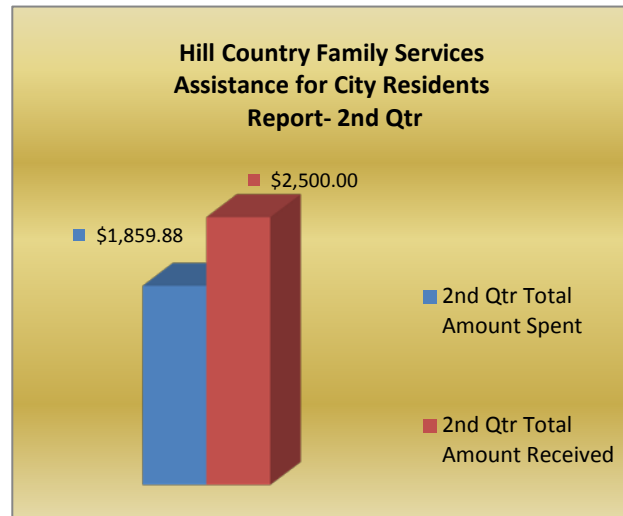
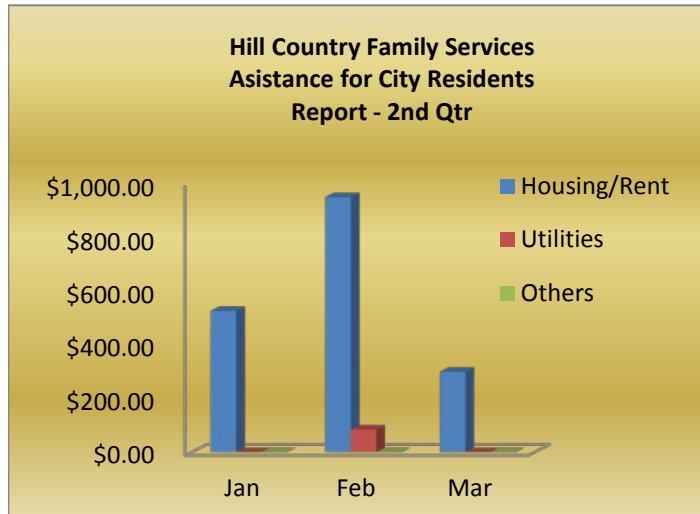


Type of Assistance for City Residents	Oct	Nov	Dec
Housing/Rent	\$0.00	\$166.61	\$0.00
Utilities	\$0.00	\$0.00	\$0.00
Others	\$56.00	\$0.00	\$0.00

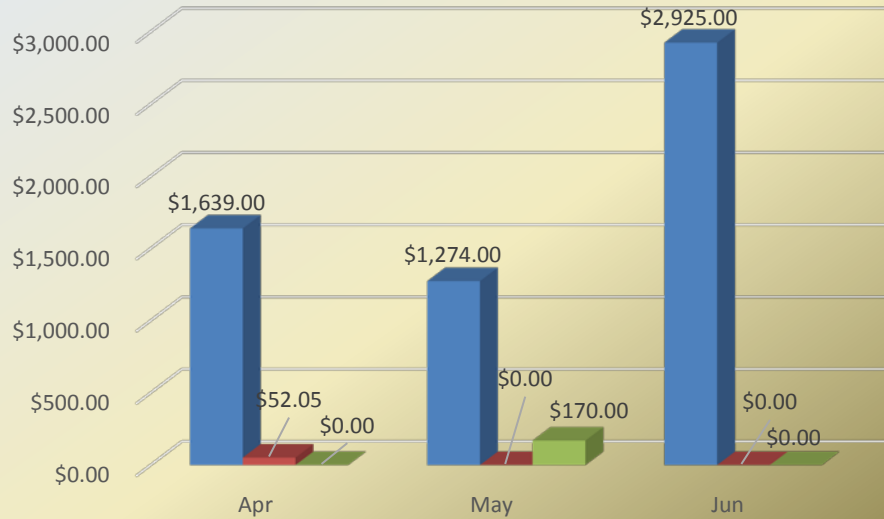
Month	1st Qtr Total Amount Spent	1st Qtr Total Amount Received	No. of Families Assisted
Oct	\$56.00	\$2,500.00	1
Nov	\$166.61	\$0.00	1
Dec	\$0.00	\$0.00	0
Total by Qtr.	\$222.61	\$2,500.00	2



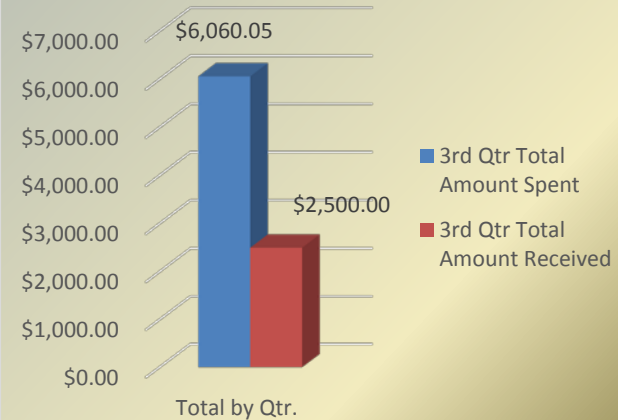
Type of Assistance for City Residents	Jan	Feb	Mar
Housing/Rent	\$525.00	\$950.00	\$300.00
Utilities	\$0.00	\$84.88	\$0.00
Others	\$0.00	\$0.00	\$0.00

Month	2nd Qtr Total Amount Spent	2nd Qtr Total Amount Received	No. of Families Assisted
Jan	\$525.00	\$2,500.00	2
Feb	\$1,034.88	\$0.00	5
Mar	\$300.00	\$0.00	1
Total by Qtr.	\$1,859.88	\$2,500.00	8

Hill Country Family Services Asistance for City Residents Report- 3rd Qtr



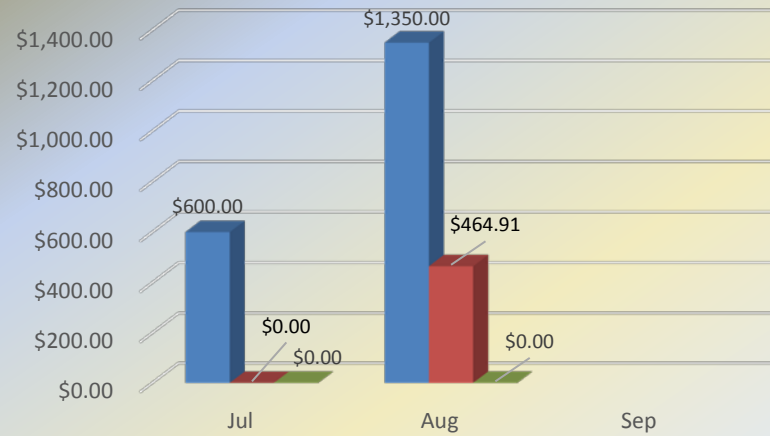
Hill Country Family Services City Residents Report- 3rd Qtr



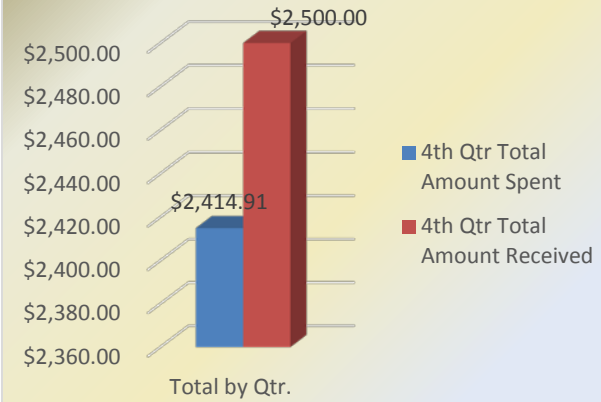
Type of Assistance for City Residents	Apr	May	Jun
Housing/Rent	\$1,639.00	\$1,274.00	\$2,925.00
Utilities	\$52.05	\$0.00	\$0.00
Others	\$0.00	\$170.00	\$0.00

Month	3rd Qtr Total Amount Spent	3rd Qtr Total Amount Received	No. of Families Assisted
Apr	\$1,691.05	\$2,500.00	7
May	\$1,444.00	\$0.00	6
Jun	\$2,925.00	\$0.00	10
Total by Qtr.	\$6,060.05	\$2,500.00	23

Hill Country Family Services
City of Boerne Residents Assistance Report 4th Qtr



Hill Country Family Services
City of Boerne Assistance
Report 4th Qtr



Type of Assistance for City Residents	Jul	Aug	Sep
Housing/Rent	\$600.00	\$1,350.00	
Utilities	\$0.00	\$464.91	
Others	\$0.00	\$0.00	

Month	4th Qtr Total Amount Spent	4th Qtr Total Amount Received	No. of Families Assisted
Jul	\$600.00	\$2,500.00	2
Aug	\$1,814.91	\$0.00	8
Sep	\$0.00	\$0.00	
Total by Qtr.	\$2,414.91	\$2,500.00	10