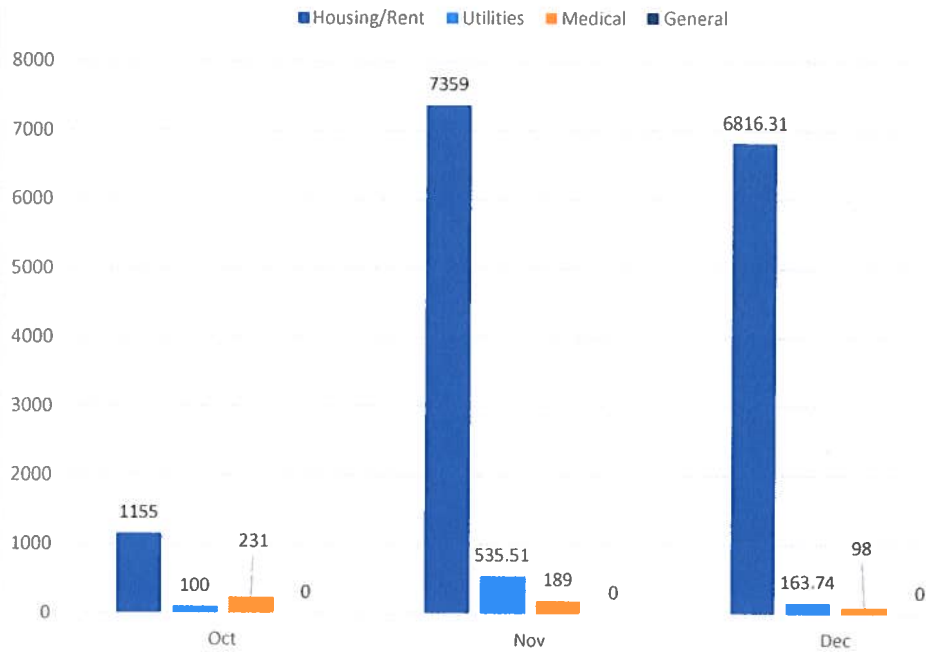


Hill Country Family Services Expense Report 1st Quarter

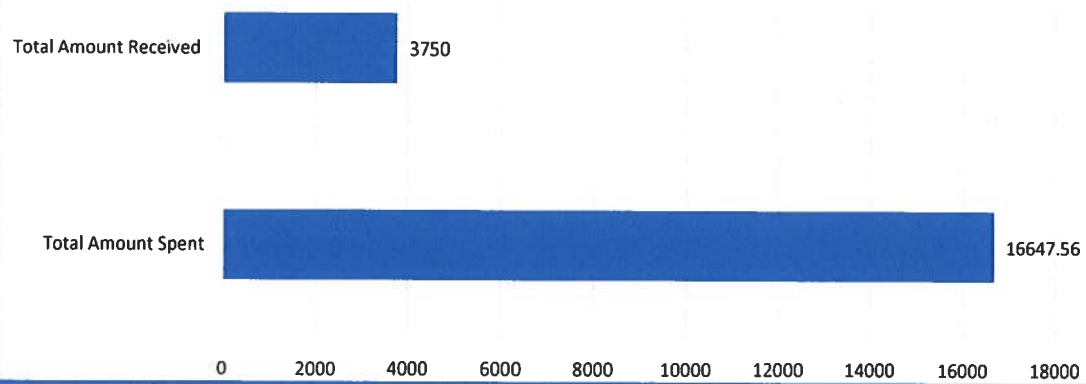
| City Residents | October | November | December | 1st Qtr. Total |
|----------------|------------|------------|------------|----------------|
| Housing/Rent | \$1,155.00 | \$7,359.00 | \$6,816.31 | \$15,330.31 |
| Families | 2 | 5 | 3 | 10 |
| Utilities | \$100.00 | \$535.51 | \$163.74 | \$799.25 |
| Families | 1 | 3 | 1 | 5 |
| Medical | \$231.00 | \$189.00 | \$98.00 | \$518.00 |
| Families | 1 | 1 | 1 | 3 |
| General | \$0.00 | \$0.00 | \$0.00 | \$0.00 |
| Families | 0 | 0 | 0 | 0 |

| | |
|-----------------------|-------------|
| Total Amount Spent | \$16,647.56 |
| Total Amount Received | \$3,750.00 |

Hill Country Family Services Assistance for City Residents 1st Qtr. 2021



HCFS Assistance for City Residents 1st Qtr. 2021 Amount Received - Amount Spent

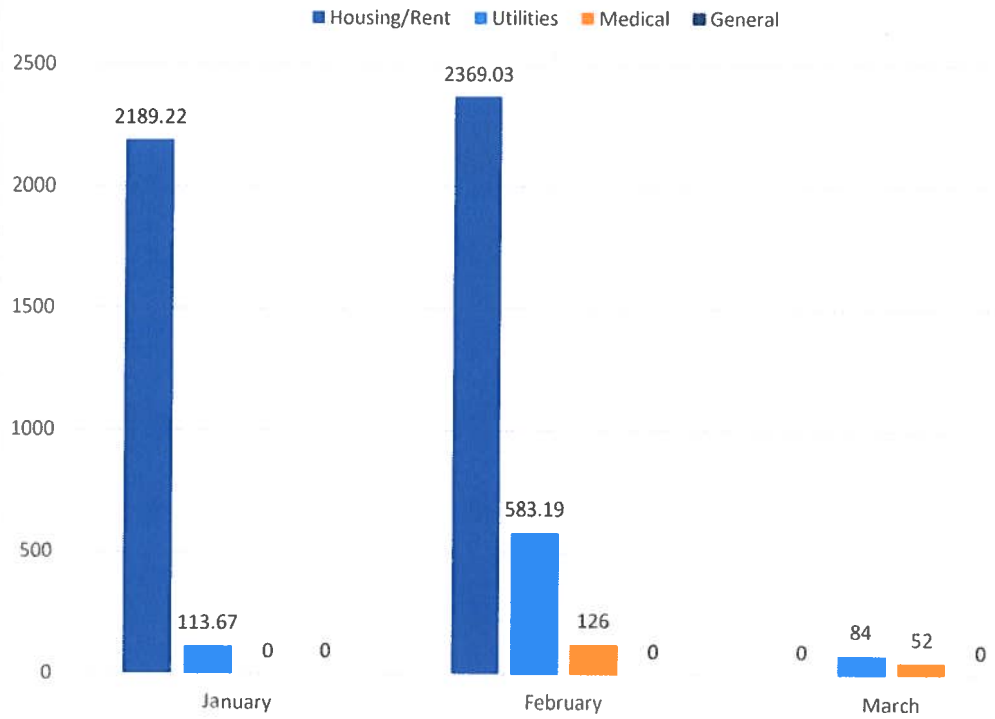


Hill Country Family Services Expense Report Second Quarter


| City Residents | January | February | March | 2nd Qtr. Total |
|----------------|------------|------------|---------|----------------|
| Housing/Rent | \$2,189.22 | \$2,369.03 | \$0.00 | \$4,558.25 |
| Families | 2 | 2 | 0 | 4 |
| Utilities | \$113.67 | \$583.19 | \$84.00 | \$780.86 |
| Families | 1 | 2 | 1 | 4 |
| Medical | \$0.00 | \$126.00 | \$52.00 | \$178.00 |
| Families | 0 | 1 | 2 | 3 |
| General | \$0.00 | \$0.00 | \$0.00 | \$0.00 |
| Families | 0 | 0 | 0 | 0 |

| | |
|-----------------------|------------|
| Total Amount Spent | \$5,517.11 |
| Total Amount Received | \$3,750.00 |

Hill Country Family Services Assistance for City Residents 2nd Qtr. 2022



HCFS Assistance for City Residents 2nd Qtr. 2022 Amount Received - Amount Spent

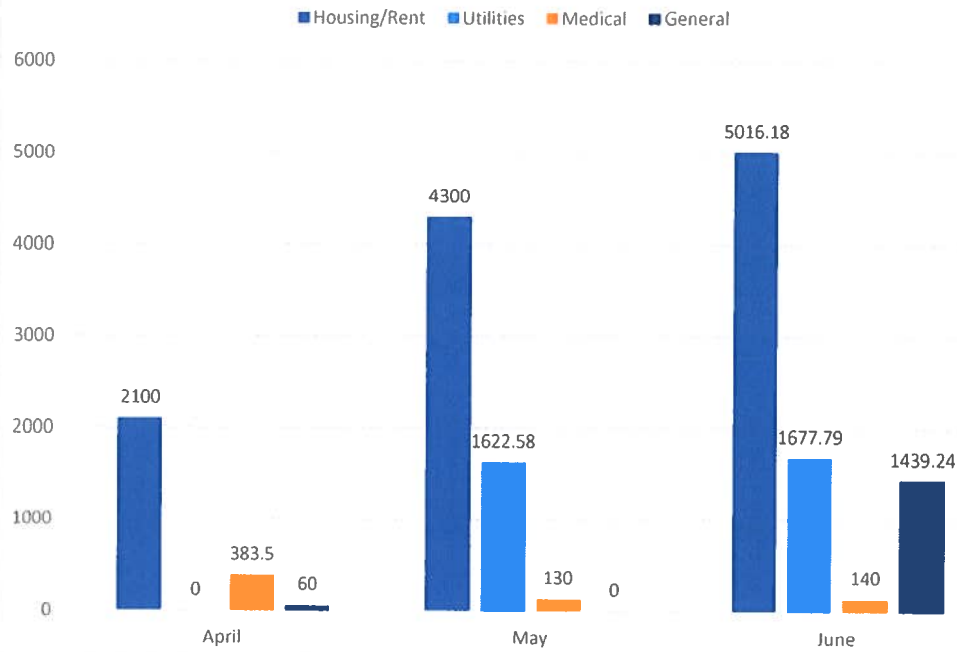


Hill Country Family Services Expense Report Third Quarter

| City Residents | April | May | June | 3rd Qtr. Total |
|----------------|------------|------------|------------|----------------|
| Housing/Rent | \$2,100.00 | \$4,300.00 | \$5,016.18 | \$11,416.18 |
| Families | 2 | 1 | 3 | 6 |
| Utilities | \$0.00 | \$1,622.58 | \$1,677.79 | \$3,300.37 |
| Families | 0 | 1 | 5 | 6 |
| Medical | \$383.50 | \$130.00 | \$140.00 | \$653.50 |
| Families | 2 | 1 | 2 | 5 |
| General | \$60.00 | \$0.00 | \$1,439.24 | \$1,499.24 |
| Families | 1 | 0 | 1 | 2 |

| | |
|-----------------------|-------------|
| Total Amount Spent | \$16,869.29 |
| Total Amount Received | \$3,750.00 |

Hill Country Family Services Assistance for City Residents 3rd Qtr. 2022



HCFS Assistance for City Residents 3rd Qtr. 2022 Amount Received - Amount Spent

