

Asphalt Zipper

480Xi

WITH ACCU-TRAK® WHEEL ASSIST



4' Cutting Width

Reclaimer/Stabilizer and Utility Trencher

with PATENTED Dual-Frame ZipTec™ Enhanced Pulverizing System
and Accu-Trak™ Wheel Assist

LOADER MOUNT

Packed with technology, yet surprisingly simple to operate, the 480Xi WA harnesses the power and productivity of much larger, self-propelled reclaimers into a very powerful, versatile and affordable loader attachment. Powered by the latest Cummins intercooled turbo-diesel Tier 4 (Gen 2) Performance engine, the 480Xi WA will pulverize up to 12-inch-thick asphalt in a single pass. The innovative upgrades and improvements throughout this new-generation Asphalt Zipper dramatically improve production in thicker asphalt, reliability and longevity of the machine, and ease of use. Full road repairs, base stabilization, street patches, and opening utility trenches in asphalt are just a few of its many uses.

Completely re-engineered, with new features and improvements throughout



Upgraded control panel and wireless remote with expanded functionality

Hydraulically secured top hatch with automatic latching and overload protection

260 hp Cummins Tier 4 (Gen 2) Performance engine for quieter, cleaner power

Hydraulically activated auto-adjusting clutch, remote engage, and loader operator's safety stop

Improved Z-Pro™ X cutter head for greater production with better material gradation

Heavier-duty planetary / gear box for even greater durability

Hardox®-reinforced steel frames with greater internal abrasion resistance, for longer life

Hydraulic safety-chain system (Xi models and all models with Accu-Trak™ Wheel Assist) ensures secure connection to host vehicle

Full-range depth adjustment, independent of the loader

Automatic hydraulic belt tensioning that is dynamically self-adjusting and releases tension when not in use, for greater longevity

Upgraded control box for cab of host vehicle, with improved display

Improved bucket clamping system (Xi models) for an easier, more secure connection to an even wider range of loader buckets

Push cooling for lower under-hood temperatures

Innovative liquid cooling jacket for up to 5× improved planetary cooling

Quick-Load™ guiding system on all custom trailers, for easier loading

And much more ...


Smart cylinders—improved depth control that is independently adjustable for more precise milling

150-gallon wheel-assist-mount water supply system (optional) for an on-board, steady supply of water

Integrated ZipTec™ Enhanced Pulverizing System, with full depth range, contained grinding chamber, and an adjustable baffle for controlling material size

Milling sled for easier leveling



Improved Accu-Trak™ wheel assist system (optional) with remote-control steering, for even more precise maneuvering and fine control of milling depth, enabling use with smaller host vehicles





Custom tandem-axle trailer (optional) with quick-load guiding system, low center of gravity, convenient working deck and built-in custom toolbox, enables the 480Xi WA to be hauled behind a 1-ton pickup truck.

Specifications

Model	480Xi-215H WA	480Xi-260H WA
Engine	 Cummins 215 hp Turbo-Diesel Tier 4 (Gen 2) Performance	 Cummins 260 hp HOT ROD Turbo-Diesel Tier 4 (Gen 2) Performance
Torque	700 ft-lb 949 N·m	760 ft-lb 1030 N·m
Weight	13,800 lbs 6260 kg	13,850 lbs 6282 kg
Cutting Width	48 in (42", 36", 30", 24" available) 1219 mm (1067, 914, 762, 610 mm available)	
Cutting Depth	0 to 12 in 0 to 305 mm	

Asphalt Zipper reserves the right to change specifications at any time. U.S. Patent nos. 7036252, 7066555, 7144087, 8177456, 10086867. Other U.S. and international patents pending.



Toll-free: 888-ZIPPER-8 (947-7378)

310 West 700 South, Pleasant Grove, UT 84062
 Main: 801-847-3200 • Fax: 801-847-3250

www.asphaltzipper.com

Standard Features

Cutter Head	Z-Pro™ X
Cutting Bits	Double-carbide, bullet-head
Containment System	Dual-Frame ZipTec™ Enhanced Pulverizing System
Planetary	Fairfield Magnum-duty
Depth Control	Hydraulic (infinitely adjustable)
Bit Hatch	Hydraulically powered , top access, with hydraulic shock absorption
Rear Baffle	Infinitely adjustable, telescoping, hydraulic
Mounting System	Versa-Mount™ hydraulic, top-clamping Universal Coupler
Controls and Monitoring	<ul style="list-style-type: none"> Control Panel (on machine) Control Box (for host vehicle) Wireless Remote (for groundsmen)
Transport	Tows behind 1½-ton pickup on tandem-axle trailer.
Additional Features	<ul style="list-style-type: none"> ● Accu-Trak™ Wheel Assist ● Built-in spray system ● Hydraulic belt tensioning ● Planetary cooling jacket ● Push fan under-hood cooling

Available Options

Side Shift and Tilt

Optional Mounting Systems:

- Quick Coupler
- Versa-Mount™ Quick Coupler

Water Supply Systems:

- Wheel Assist Mount (150-gallon)

Custom Trailer